



FOREST RIVER BUS

STARCRAFT | Starlite



MODEL1
COMMERCIAL VEHICLES

(888) 633-8380 | MODEL1.COM

moving forward together.

Functionality + accessibility.



SAFETY. PERFORMANCE. DURABILITY.

The Starlite's narrow body and small turning radius allow for easier handling, which your drivers will welcome. In addition, passengers will appreciate the wide entry door and deep steps when entering and exiting the vehicle. The Starlite is the perfect solution for those in the market for a smaller shuttle bus or an alternative to a raised-roof van.

PASSENGERS



Up to 14

BUS LENGTH



20' - 22'

BUS CHASSIS



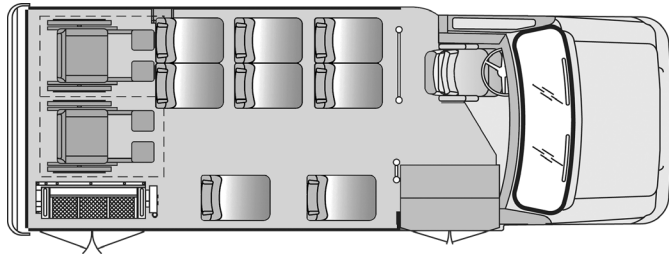
Ford E350

moving forward together.

Versatility + capacity options.

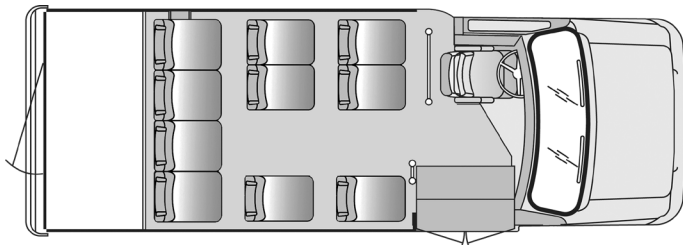
08

8 passenger + 2 wheelchair + drive



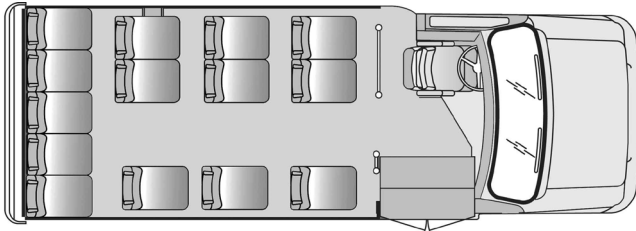
10

10 passenger with rear luggage + driver



14

14 passenger + driver



Specifications.

Length	20'	22'
Wheelbase	138"	138"
Chassis	Ford E350	Ford E350
Engine	7.3L Gas	7.3L Gas
GVWR	11,500 lb.	12,500 lb.
Passenger Capacity*	14	16
Overall Width	84"	84"
Overall Height	112"	113"
Interior Width	81"	81"
Interior Height	77"	77"
Ground to Int. Floor	30.75"	30.75"
Ground to 1st Step	11.5"	11.5"
Step Riser	9.75"	9.75"
Step Tread	9.5"	9.5"
Step Width	35.75"	35.75"
Entry Door Clear Opening w/One Grab Rail	31"	31"
Entry Door Clear Opening w/Two Grab Rails	30"	30"

*All passenger capacities are references and subject to final weight analysis

moving forward together.

Features + options.



BONDED WINDOWS



**LEFT ENTRY GRAB STANCHION
MODESTY PANEL**



BLACK PADDED VINYL INTERIOR



CUSTOM PAINT



WATCH YOUR STEP RISERS

Standard Exterior Feature Highlights

- Fully welded steel cage construction meeting all applicable FMVSS requirements
- "Starview" drivers visibility window in front of entry door
- Electric actuated passenger entry door with full length glass
- 36" high x 36" wide high upper double T-Slider tempered safety glass windows with climate control tint
- Black powder coated steel rear bumper
- Rear mud flaps
- Pre-painted white aluminum side, skirts, fiberglass front and rear cap
- One-piece seamless FRP (fiberglass reinforced plastic) roof
- Breakaway rearview mirrors with built-in convex
- Drip rail over all windows and passenger door openings
- Sealed LED stop, tail, and turn signal lights with incandescent reverse lights
- Exterior graphics package available in three colors (blue, green, or burgundy)

Standard Interior Feature Highlights

- 81" interior width
- 77" interior floor to ceiling height
- Welded floor and wall seat track for flexible seating
- Black ribbed rubber aisle with gray carpet under the seats
- 5/8" exterior grade plywood flooring
- Ceiling and rear wall fabric for sound abatement
- FRP (fiberglass reinforced plastic) sidewalls for ease of cleaning
- White step nosing
- 1.25" left hand vertical passenger assist rail at entry door
- Intermotive FlexTech Electrical System
- Entry door step well lights
- Incandescent driver and passenger area lighting
- Non-retractable seat belts

Popular Option Highlights

- Stainless steel wheel inserts
- Interior and exterior LED lighting
- Luggage Storage areas (overhead luggage racks with reading lights interior luggage racks, rear luggage area)
- Rear emergency door with window(s)
- Passenger area rear heat and air conditioning
- Complete rubber flooring
- Passenger grab rails
- Padded vinyl or cloth walls and ceiling
- Audio and video systems



(888) 633-8380 | MODEL1.COM

© 2023 Forest River Bus, LLC. All information contained on this website is believed to be accurate at the time of publication. However, during the model year, it may be necessary to make revisions, and Forest River Bus reserves the right to make changes without notice, including prices, colors, materials, equipment, and specifications, as well as the addition of new models and the discontinuance of models shown on this website. Therefore, please consult with your Forest River Bus dealer and confirm the existence of any material, design, or specifications before your purchase.

moving forward together.