



# FOREST RIVER BUS

**STARCRAFT** | Allstar XL F550



**MODEL 1**  
COMMERCIAL VEHICLES

(888) 633-8380 | [MODEL1.COM](http://MODEL1.COM)

moving forward together.

Functionality + accessibility.



## SAFETY. PERFORMANCE. DURABILITY.

The XL, one of Starcraft's largest shuttle buses, utilizes straight-side wall construction and features a wide aisle to maximize shoulder space, offering a spacious and comfortable experience for your passengers. The XL is engineered to accommodate a variety of seating arrangements, including wheelchair accessibility and numerous storage options for luggage. The roomy driver area allows easy maneuvering in and out of the driver's seat, and the transition window across from the driver provides increased visibility. Finally, with its rock-solid steel frame cage, the XL is designed for passenger comfort and safety.

### PASSENGERS



Up to 33

### BUS LENGTH



28' - 32'

### BUS CHASSIS



Ford 550

### WHEELCHAIR



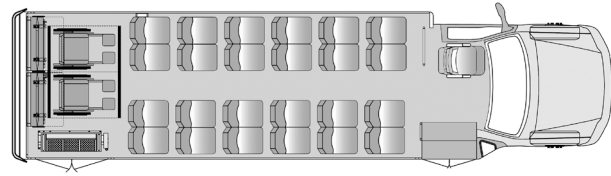
Side Access

moving forward together.

**Versatility + capacity options.**

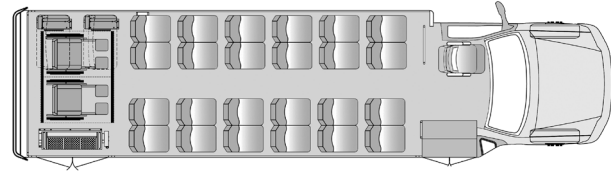
**24**

24 passenger + 2 wheelchair w/flip seats + driver



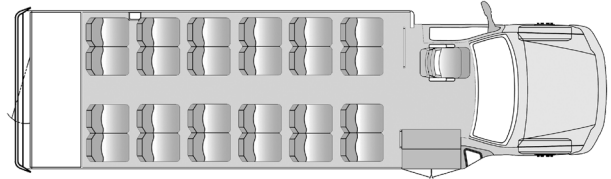
**24**

24 passenger + 2 wheelchair w/foldaway seats + driver



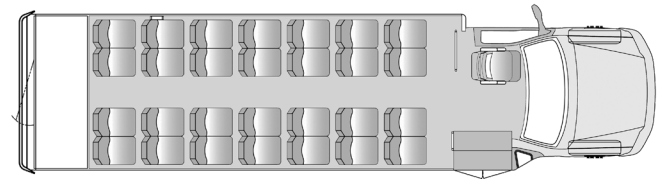
**24**

24 passenger w/rear luggage + driver



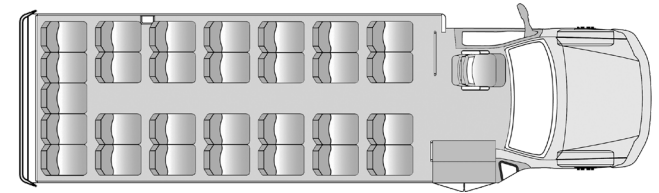
**28**

28 passenger w/rear luggage + driver



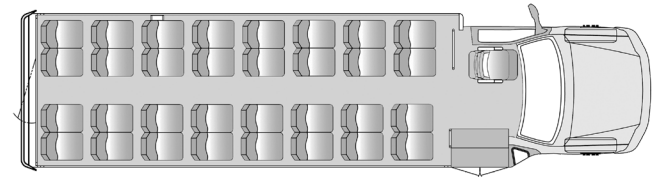
**29**

29 passenger + driver



**32**

32 passenger + driver



**Specifications.**

Length	28'	30'	32'
Wheelbase	205"	217"	238"
Chassis	Ford F550	Ford F550	Ford F550
Engine	7.3L Gas/6.7L Diesel	7.3L Gas/6.7L Diesel	7.3L Gas/6.7L Diesel
GVWR	19,500 lb.	19,500 lb.	19,500 lb.
Passenger Capacity*	25	29	33
Overall Width	96"	96"	96"
Overall Height	123"	123"	123"
Interior Width	93"	93"	93"
Interior Height	78"	78"	78"
Ground to Int. Floor	30.5"	30.5"	30.5"
Ground to 1st Step	10.5"	10.5"	10.5"
Step Riser	10"	10"	10"
Step Tread	11.5"	11.5"	11.5"
Step Width	35.75"	35.75"	35.75"
Entry Door Clear Opening w/One Grab Rail	31"	31"	31"
Entry Door Clear Opening w/Two Grab Rails	30"	30"	30"

\*All passenger capacities are references and subject to final weight analysis

**moving forward together.**

# Features + options.



## Standard Exterior Feature Highlights

- 96" wide exterior body
- Fully welded steel cage construction meeting all applicable FMVSS requirements
- "Starview" drivers visibility window in front of entry door
- Electric actuated passenger entry door with full length glass
- 36" wide x 36" high upper double T-Slider tempered safety glass windows with climate control tint
- Black powder coated steel rear bumper
- Rear mud flaps
- Pre-painted white aluminum side walls and skirts
- Fiberglass front and rear caps
- One-piece seamless FRP (fiberglass reinforced plastic) roof
- Breakaway rearview mirrors with convex
- Sealed LED stop, tail, and turn signal lights with LED reverse lights
- LED front and rear marker lights
- Exterior graphics package available in three colors (blue, green or burgundy)

## Standard Interior Feature Highlights

- 93" interior width
- 80" interior floor to ceiling height with standard floor (raised floor is 75")
- Floor and wall seat track for flexible seating
- Black slip resistant floor covering
- 5/8" exterior grade plywood flooring
- Ceiling and rear wall fabric for sound abatement
- FRP (fiberglass reinforced plastic) sidewalls for ease of cleaning
- White step nosing
- 1.25" left hand vertical passenger assist rail at entry door
- Intermotive FlexTech Electrical System
- LED entry door step well lights
- LED driver and passenger area

## Popular Option Highlights

- Stainless steel wheel inserts
- Luggage Storage areas (overhead luggage racks with reading lights, interior luggage racks, rear luggage area)
- Rear emergency door with window(s)
- Passenger area rear heat and air conditioning
- Complete rubber flooring
- Passenger grab rails
- Padded vinyl or cloth walls and ceiling
- Audio and video systems
- Mid back or high back seating
- ADA and FMVSS compliant wheel chair lifts and securement systems
- Fiberglass side walls and skirts



(888) 633-8380 | MODEL1.COM

© 2023 Forest River Bus, LLC. All information contained on this website is believed to be accurate at the time of publication. However, during the model year, it may be necessary to make revisions, and Forest River Bus reserves the right to make changes without notice, including prices, colors, materials, equipment, and specifications, as well as the addition of new models and the discontinuance of models shown on this website. Therefore, please consult with your Forest River Bus dealer and confirm the existence of any material, design, or specifications before your purchase.

moving forward together.