



# FOREST RIVER BUS

**STARCRAFT** | Allstar XL Freightliner



**MODEL 1**  
COMMERCIAL VEHICLES

(888) 633-8380 | [MODEL1.COM](http://MODEL1.COM)

moving forward together.

Functionality + accessibility.



## SAFETY. PERFORMANCE. DURABILITY.

The XL, one of Starcraft's largest shuttle buses, utilizes straight-side wall construction and features a wide aisle to maximize shoulder space, offering a spacious and comfortable experience for your passengers. The XL is engineered to accommodate a variety of seating arrangements, including wheelchair accessibility and numerous storage options for luggage. The roomy driver area allows easy maneuvering in and out of the driver's seat, and the transition window across from the driver provides increased visibility. Finally, with its rock-solid steel frame cage, the XL is designed for passenger comfort and safety.

### PASSENGERS



Up to 45

### BUS LENGTH



32' - 40'

### BUS CHASSIS



Freightliner

### WHEELCHAIR



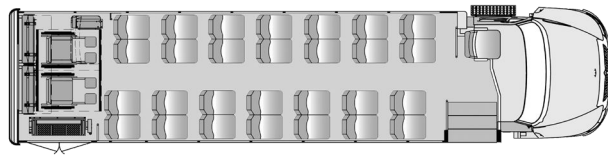
Side Access

moving forward together.

**Versatility + capacity options.**

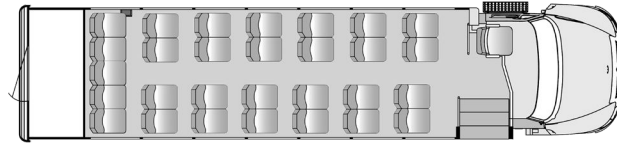
**28**

28 passenger + 2 wheelchair w/flip & foldaway seats + driver



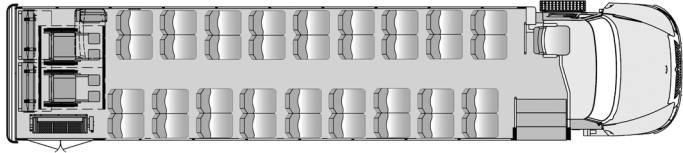
**29**

29 passenger w/rear luggage + driver



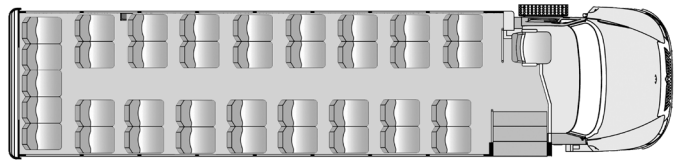
**36**

36 passenger + 2 wheelchair w/flip & foldaway seats + driver



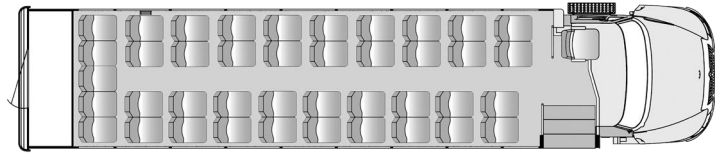
**37**

37 passenger + driver



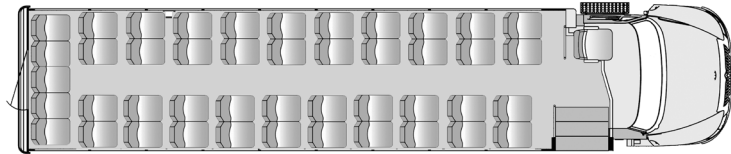
**41**

41 passenger w/rear luggage + driver



**45**

45 passenger + driver



**Specifications.**

Length	32'	36'	40'
Wheelbase	230"	260"	291"
Chassis	Freightliner	Freightliner	Freightliner
Engine	Cummins 6.7L 240HP	Cummins 6.7L 240HP	Cummins 6.7L 240HP
GVWR	26000/30,000 lb.	26000/30,000 lb.	26000/30,000 lb.
Passenger Capacity*	33	39	45
Overall Width	96"/102"	96"/102"	96"/102"
Overall Height	131"	131"	131"
Interior Width	93"/98"	93"/98"	93"/98"
Interior Height	79.75"	79.75"	79.75"
Ground to Int. Floor	44"	44"	44"
Ground to 1st Step	15.5"	15.5"	15.5"
Step Riser	9.75"	9.75"	9.75"
Step Tread	9.75"	9.75"	9.75"
Step Width	35.75"	35.75"	35.75"
Entry Door Clear Opening w/One Grab Rail	31"	31"	31"
Entry Door Clear Opening w/Two Grab Rails	30"	30"	30"

\*All passenger capacities are references and subject to final weight analysis



# Features + options.



**BONDED  
WINDOWS**



**LEFT ENTRY GRAB  
STANCHION  
MODESTY PANEL**



**BLACK  
PADDED  
VINYL  
INTERIOR**



**CUSTOM  
PAINT**



**WATCH  
YOUR STEP  
RISERS**

## Standard Exterior Feature Highlights

- 96" wide exterior body
- Fully welded steel cage construction with laminated sidewall structure meeting all applicable FMVSS requirements
- "Starview" drivers visibility window in front of entry door
- Electric actuated passenger entry door with full length glass
- 36" wide x 36" high upper t-slider solid tempered safety glass windows with climate control tint
- Black powder coated steel rear bumper
- Rear mud flaps
- Fiberglass front and rear caps
- Pre-painted white aluminum sidewalls and skirts
- One-piece seamless FRP (fiberglass reinforced plastic) roof
- Breakaway rearview mirrors with built-in convex
- Sealed LED stop, tail, and turn signal lights with LED reverse lights
- LED front and rear marker lights
- LED exterior skirt mounted entry door light

## Standard Interior Feature Highlights

- 93" interior floor width
- 80" interior floor to ceiling height with standard flat floor
- Floor and wall seat track for flexible seating
- Black slip-resistant flooring
- 5/8" exterior grade plywood flooring
- Ceiling and rear wall fabric for sound abatement
- FRP (fiberglass reinforced plastic) sidewalls for ease of cleaning
- White step nosing
- 1.25" left hand vertical passenger assist rail at entry door
- Intermotive FlexTech Electrical System
- LED entry door step well lights
- LED driver and passenger area lighting
- Non-retractable seat belts

## Popular Option Highlights

- 102" wide exterior body
- Stainless steel wheel inserts
- Luggage storage areas (overhead luggage racks with reading lights, interior luggage racks, rear luggage area)
- Rear emergency door with window(s)
- Passenger area rear heat and air conditioning
- Complete rubber flooring
- Passenger grab rails
- Padded vinyl or cloth walls and ceiling
- Audio and video systems
- Mid back or high back seating
- ADA and FMVSS compliant wheelchair lifts and securement systems

© 2023 Forest River Bus, LLC. All information contained on this website is believed to be accurate at the time of publication. However, during the model year, it may be necessary to make revisions, and Forest River Bus reserves the right to make changes without notice, including prices, colors, materials, equipment, and specifications, as well as the addition of new models and the discontinuance of models shown on this website. Therefore, please consult with your Forest River Bus dealer and confirm the existence of any material, design, or specifications before your purchase.



(888) 633-8380 | MODEL1.COM

moving forward together.