



FOREST RIVER BUS

STARCRAFT | Starquest Ford



MODEL 1
COMMERCIAL VEHICLES

(888) 633-8380 | MODEL1.COM

moving forward together.

Functionality + accessibility.



SAFETY. PERFORMANCE. DURABILITY.

The Starquest Ford is the perfect solution for those in the market for a highly-maneuverable, low-profile shuttle bus. The Starquest Ford, with its fully welded steel cage construction, sleek exterior, and a long list of standard features, can accommodate the needs of various groups, including hotels, schools, resorts, and churches.

PASSENGERS



Up to 19

BUS LENGTH



21' - 23'

BUS CHASSIS



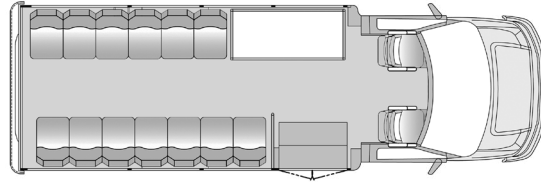
Ford E350
Ford E450

moving forward together.

Versatility + capacity options.

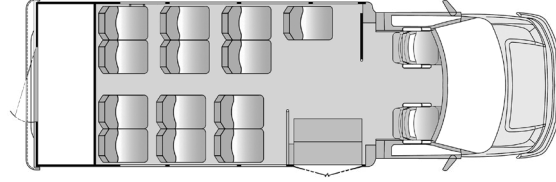
13

13 passenger w/interior luggage rack + driver & copilot



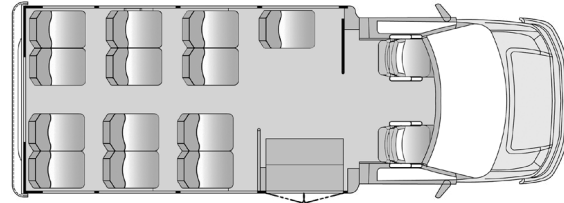
13

13 passenger w/rear luggage + driver & copilot



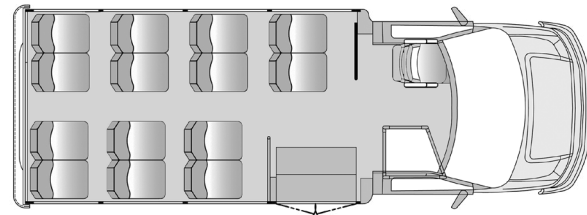
13

13 passenger + driver & copilot



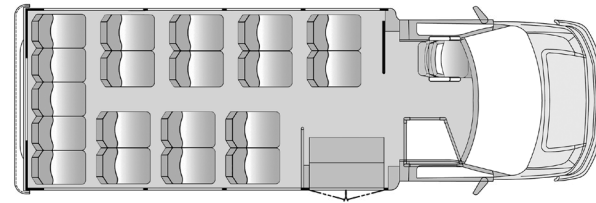
14

14 passenger w/briefcase rack + driver



19

19 passenger w/briefcase rack + driver



Specifications.

Length	21'	23'
Wheelbase	138"	138"/159"
Chassis	Ford E350	Ford E350/Ford E450
Engine	7.3L Gas	7.3L Gas
GVWR	11,500 lb.	11,500/12,500 lb.
Passenger Capacity*	14	19
Overall Width	88"	88"
Overall Height	110"	110"
Interior Width	85"	85"
Interior Height	74"	74"
Ground to Int. Floor	30"	30"
Ground to 1st Step	11.5"	11.5"
Step Riser	9.5"	9.5"
Step Tread	11.75"	11.75"
Step Width	35.75"	35.75"
Entry Door Clear Opening w/One Grab Rail	31"	31"
Entry Door Clear Opening w/Two Grab Rails	30"	30"

*All passenger capacities are references and subject to final weight analysis

moving forward together.

Features + options.



Standard Exterior Feature Highlights

- Fully welded steel cage construction meeting all applicable FMVSS requirements
- Aluminum exterior sidewalls
- Front and rear fiberglass caps
- Fiberglass skirts, driver / co-pilot running boards, and rear bumper cover
- One-piece seamless FRP (fiberglass reinforced plastic) roof
- Electric actuated passenger entry door with full length glass
- 36" high x 36" wide frameless solid (no t-slider) tempered safety glass windows with climate control tint
- Rear mud flaps
- Sealed LED front, rear, side LED marker lights
- Sealed LED stop, tail, and turn signal lights with LED reverse lights
- Exterior graphics package available in three colors (blue, green, or burgundy)
- Low profile 110" exterior height
- 11.5" ground to first step
- 88" wide exterior body width

Standard Interior Feature Highlights

- 14 passenger capacity
- Mid high passenger seats with vinyl or olefin cloth upholstery
- 74" interior floor to ceiling height
- Welded floor and wall seat track for flexible seating
- Black slip resistant floor covering
- 5/8" plywood flooring
- Padded cloth walls and ceiling
- White step nosing
- 45,000 BTU/HR passenger area heat and air conditioning
- Intermotive FlexTech Electrical System
- LED driver and passenger area lighting
- Safety package (fire extinguisher and back-up alarm)
- Non-retractable seat belts

Popular Option Highlights

- Stainless steel wheel inserts
- Luggage Storage areas (interior luggage racks, rear luggage area)
- Rear emergency door with window(s)
- Dual compressor rear air conditioning system with higher cooling capacity
- Rear floor heaters
- Complete rubber flooring
- Passenger grab rails
- Audio and video systems
- High back seats
- ADA wheelchair lifts and securement systems



(888) 633-8380 | MODEL1.COM

© 2023 Forest River Bus, LLC. All information contained on this website is believed to be accurate at the time of publication. However, during the model year, it may be necessary to make revisions, and Forest River Bus reserves the right to make changes without notice, including prices, colors, materials, equipment, and specifications, as well as the addition of new models and the discontinuance of models shown on this website. Therefore, please consult with your Forest River Bus dealer and confirm the existence of any material, design, or specifications before your purchase.

moving forward together.