



FOREST RIVER BUS

ELDORADO | Advance Ford Transit



MODEL1
COMMERCIAL VEHICLES

(888) 633-8380 | MODEL1.COM

moving forward together.

Functionality + accessibility.



NARROW BODY FOR EASE OF MANEUVERABILITY.

The Advance is the recent addition to the Eldorado line up, but do not let size fool you. The Advance is the perfect solution for those needing a more compact vehicle, non-CDL applications or an option with a bit more space than a mobility van. The slim chassis body allows for ease of maneuverability when navigating through busy city streets and narrow county roads.

PASSENGERS



Up to 16

BUS LENGTH



22' - 24'

BUS CHASSIS



Ford Transit

WHEELCHAIR



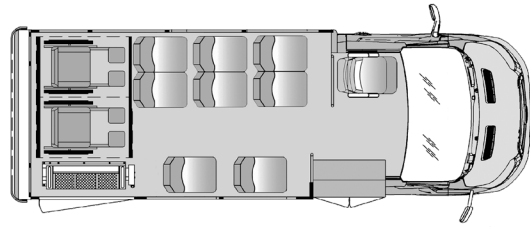
Side Access

moving forward together.

Versatility + capacity options.

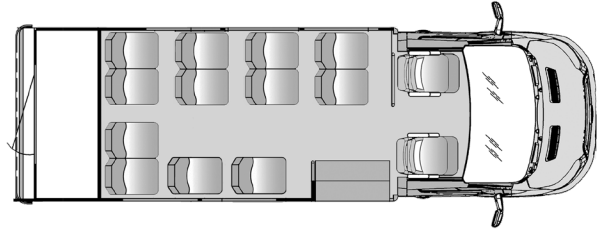
08

8 passenger + 2 wheelchair
+ driver



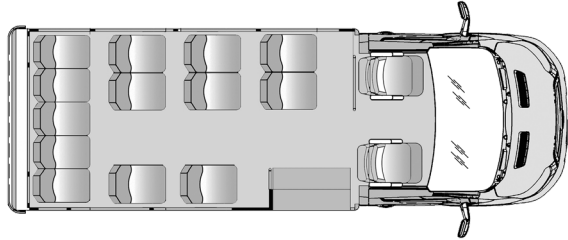
12

12 passenger w/rear luggage
+ driver & copilot



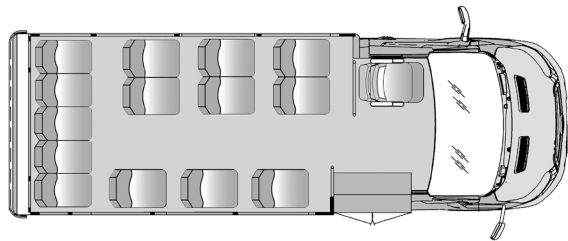
13

13 passenger
+ driver & copilot



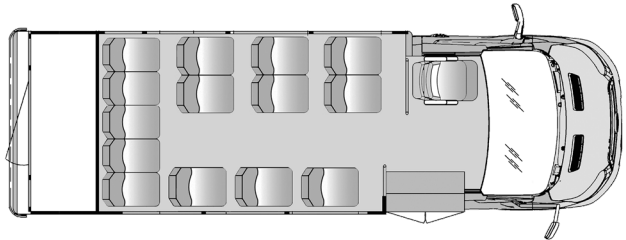
14

14 passenger + driver



14

14 passenger w/rear luggage
+ driver



Specifications.

Length	22'	24'
Wheelbase	138"	156"
Chassis	Ford Transit	Ford Transit
Engine	3.7L Gas	3.7L Gas
GVWR	10,360 lb.	10,360 lb.
Passenger Capacity*	14	16
Overall Width	84"	84"
Overall Height	110"	110"
Interior Width	81"	81"
Interior Height	76"	76"
Ground to Int. Floor	29"	29"
Ground to 1st Step	11"	11"
Step Riser	9"	9"
Step Tread	9.5"	9.5"
Step Width	35.75"	35.75"
Entry Door Clear Opening w/One Grab Rail	31"	31"
Entry Door Clear Opening w/Two Grab Rails	30"	30"

*All passenger capacities are references and subject to final weight analysis

moving forward together.

Features + options.




USB CHARGING PORTS



COLE HERSEE SWITCH



FIRE SUPPRESSION SYSTEM



RED AND WHITE DOT REFLECTIVE CONSPICUITY TAPE



FAREBOX OPTION



WATCH YOUR STEP RISERS

Standard Exterior Feature Highlights

- Fully welded steel cage construction meeting all applicable FMVSS requirements
- 11" ground to first step at entry door
- 110" overall exterior height (depending on options)
- "Super Starview" drivers visibility window in front of entry door
- Electric actuated passenger entry door with full length glass
- 36" high x 36" wide high upper double T-Slider tempered safety glass windows with climate control tint
- Black powder coated steel rear bumper
- Rear mud flaps
- Pre-painted white aluminum side and skirts
- Fiberglass front and rear cap
- One-piece seamless FRP (fiberglass reinforced plastic) roof
- Breakaway rearview mirrors with built-in convex
- Drip rail over all windows and passenger door openings
- LED front and rear marker lights
- LED stop, tail, and turn signal lights including back-up lights

Standard Interior Feature Highlights

- 81" interior width
- 76" interior floor to ceiling height
- Welded floor and wall seat track for flexible seating
- Black slip resistant floor covering
- 5/8" plywood flooring
- Ceiling and rear wall fabric for sound abatement
- FRP (fiberglass reinforced plastic) sidewalls for ease of cleaning
- White step nosing
- .25" left hand vertical passenger assist rail at entry door
- Intermotive FlexTech Electrical System

Popular Option Highlights

- Stainless steel wheel inserts
- Luggage Storage areas (overhead luggage racks with reading lights, interior luggage racks, rear luggage area)
- Rear emergency door with window(s)
- Passenger area rear heat and air conditioning
- Passenger grab rails
- Padded vinyl or cloth walls and ceiling
- Audio and video systems
- Bonded windows
- ADA and FMVSS compliant wheel chair lifts and securement systems

© 2023 Forest River Bus, LLC. All information contained on this website is believed to be accurate at the time of publication. However, during the model year, it may be necessary to make revisions, and Forest River Bus reserves the right to make changes without notice, including prices, colors, materials, equipment, and specifications, as well as the addition of new models and the discontinuance of models shown on this website. Therefore, please consult with your Forest River Bus dealer and confirm the existence of any material, design, or specifications before your purchase.



(888) 633-8380 | MODEL1.COM

moving forward together.