



FOREST RIVER BUS

ELDORADO | Advantage XL International TC



MODEL1
COMMERCIAL VEHICLES

(888) 633-8380 | MODEL1.COM

moving forward together.

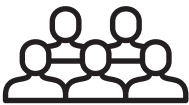
Functionality + accessibility.



DESIGNED FOR PASSENGER COMFORT AND SAFETY.

The XL, one of EIDorado's largest shuttle buses, utilizes straight side wall construction and features a wide aisle to maximize shoulder space, offering a spacious and comfortable experience for your passengers. The XL is engineered to accommodate a variety of seating arrangements including wheelchair accessibility and numerous storage options for luggage. The roomy driver area allows for easy maneuvering in and out of the driver's seat and the transition window across from the driver provides increased visibility. Finally, with its rock-solid steel frame cage the XL is truly designed for passenger comfort and safety.

PASSENGERS



Up to 45

BUS LENGTH



32' - 40'

BUS CHASSIS



International
TC

WHEELCHAIR



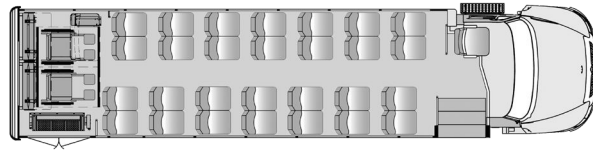
Side Access

moving forward together.

Versatility + capacity options.

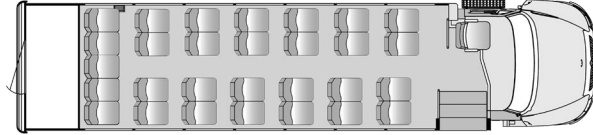
28

28 passenger + 2 wheelchair w/
flip and foldaway seats + driver



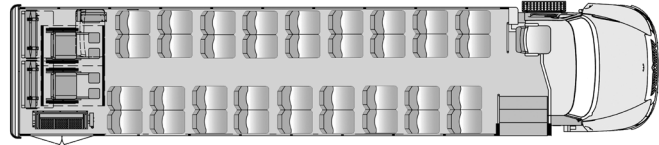
29

29 passenger w/rear luggage
+ driver



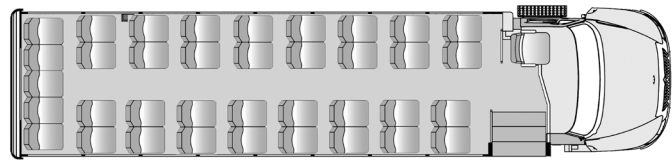
36

36 passenger + 2 wheelchair w/
flip and foldaway seats + driver



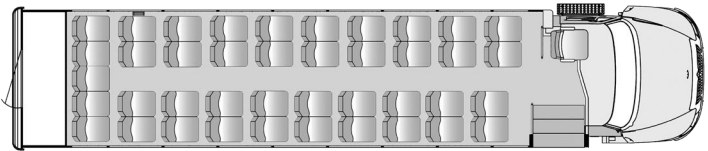
37

37 passenger + driver



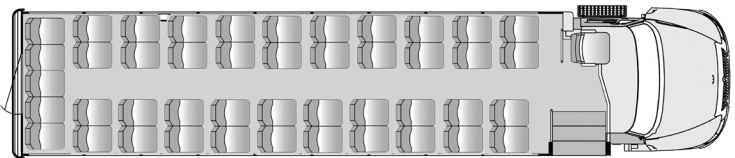
41

41 passenger w/rear luggage
+ driver



45

45 passenger + driver



Specifications.

Length	32'	36'	40'
Wheelbase	234"	276"	305"
Chassis	International TC	International TC	International TC
Engine	Cummins ISB 240HP	Cummins ISB 240HP	Cummins ISB 240HP
GVWR	27,500/30,000 lb.	27,500/30,000 lb.	27,500/30,000 lb.
Passenger Capacity*	33	39	45
Overall Width	96"	96"	96"
Overall Height	128"	128"	128"
Interior Width	93"	93"	93"
Interior Height	79.75"	79.75"	79.75"
Ground to Int. Floor	42.5"	42.5"	42.5"
Ground to 1st Step	13"	13"	13"
Step Riser	9.5"	9.5"	9.5"
Step Tread	9.75"	9.75"	9.75"
Step Width	35.75"	35.75"	35.75"
Entry Door Clear Opening w/One Grab Rail	31"	31"	31"
Entry Door Clear Opening w/Two Grab Rails	30"	30"	30"

*All passenger capacities are references and subject to final weight analysis

moving forward together.

Features + options.




USB CHARGING PORTS



COLE HERSEE SWITCH



FIRE SUPPRESSION SYSTEM



RED AND WHITE DOT REFLECTIVE CONSPICUITY TAPE



FAREBOX OPTION



WATCH YOUR STEP RISERS

Standard Exterior Feature Highlights

- 96" wide exterior body
- Fully welded steel cage construction meeting all applicable FMVSS requirements
- "Starview" drivers visibility window in front of entry door
- Electric actuated passenger entry door with full length glass
- 36" wide x 36" high upper double T-Slider tempered safety glass window with climate control tint
- Black powder coated steel rear bumper
- Rear mud flaps
- Pre-painted white aluminum side walls and skirts
- Fiberglass front and rear caps
- One-piece seamless FRP (fiberglass reinforced plastic) roof
- Breakaway rearview mirrors with convex
- Sealed LED stop, tail, and turn signal lights with reverse lights

Standard Interior Feature Highlights

- Flat floor (no wheel wells) with 80" interior floor to ceiling height
- Floor and wall seat track for flexible seating
- Black slip resistant floor covering
- White step nosing at passenger entry door
- 5/8" exterior grade plywood flooring
- Ceiling and rear wall fabric for sound abatement
- FRP (fiberglass reinforced plastic) sidewalls for ease of cleaning
- White step nosing
- 1.25" left hand vertical passenger assist rail at entry door
- Intermotive FlexTech Electrical System
- LED entry door step well lights
- LED driver and passenger area lighting
- Non-retractable seat belts

Popular Option Highlights

- Stainless steel wheel inserts
- Luggage storage areas (overhead luggage racks with reading lights, interior luggage racks, rear luggage area)
- Rear emergency door with window(s)
- Passenger area rear heat and air conditioning
- Passenger grab rails
- Padded vinyl or cloth walls and ceiling
- Audio and video systems
- Mid back or high back seating
- ADA and FMVSS compliant wheel chair lifts and securement systems

© 2023 Forest River Bus, LLC. All information contained on this website is believed to be accurate at the time of publication. However, during the model year, it may be necessary to make revisions, and Forest River Bus reserves the right to make changes without notice, including prices, colors, materials, equipment, and specifications, as well as the addition of new models and the discontinuance of models shown on this website. Therefore, please consult with your Forest River Bus dealer and confirm the existence of any material, design, or specifications before your purchase.



(888) 633-8380 | MODEL1.COM

moving forward together.