



# FOREST RIVER BUS

**GLAVAL BUS** | Concorde II



**MODEL1**  
COMMERCIAL VEHICLES

(888) 633-8380 | [MODEL1.COM](http://MODEL1.COM)

moving forward together.

Functionality + accessibility.



## COMFORT, QUALITY AND DEPENDABILITY.

Built on the rugged F650 chassis, the sleek redesigned Concorde II combines dependability and comfort in a seamless fashion, while giving your customers the option of diesel or gas engines. The Concorde II is the first medium-duty F650 product on the market to be offered in both a 96" or 102" wide body, making cramped aisle space a thing of the past. The wide entry door and deep step treads, spacious headroom and numerous configurations make the Concorde II the perfect fit for any customer. Enjoy the Concorde II's new look and feel, while still receiving Glaval's attention to detail and the industry's most comprehensive 5yr/100K mile warranty.

### PASSENGERS



Up to 45

### BUS LENGTH



32' - 40'

### BUS CHASSIS



Ford F650

### WHEELCHAIR



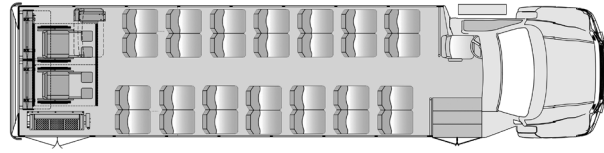
Side Access

moving forward together.

**Versatility + capacity options.**

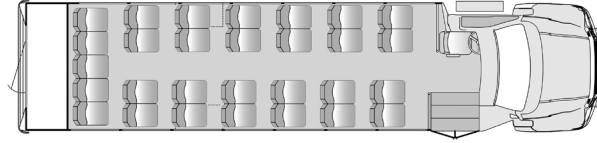
**28**

28 passenger + 2 wheelchair w/  
flip and foldaway seats + driver



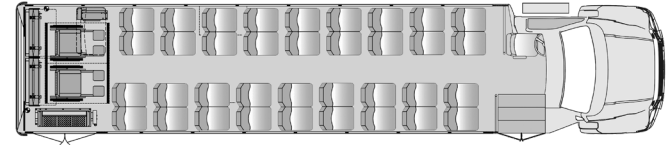
**29**

29 passenger w/rear luggage  
+ driver



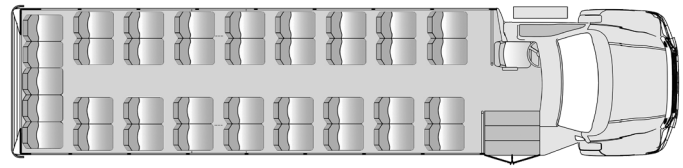
**36**

36 passenger + 2 wheelchair w/  
flip and foldaway seats + driver



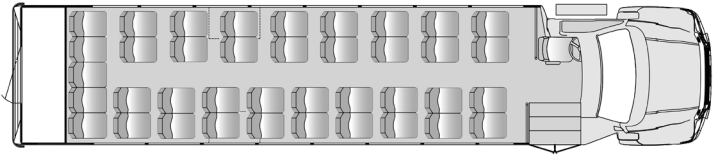
**37**

37 passenger + driver



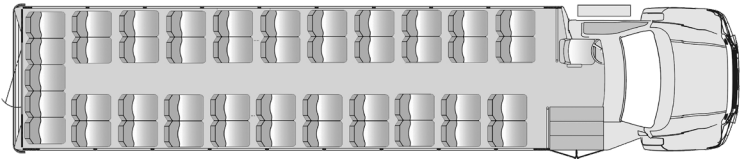
**39**

39 passenger w/rear luggage  
+ driver



**45**

45 passenger + driver



**Specifications.**

Length	32'	36'	40'
Wheelbase	230"	260"	291"
Chassis	Ford F650	Ford F650	Ford F650
Engine	7.3L Gas/6.7L Diesel	7.3L Gas/6.7L Diesel	7.3L Gas/6.7L Diesel
GVWR	25,999 lb.	25,999 lb.	25,999 lb.
Passenger Capacity*	33	39	45
Overall Width	96"	96"	96"
Overall Height	126"	126"	126"
Interior Width	93"	93"	93"
Interior Height	80"	80"	80"
Ground to Int. Floor	42.5"	42.5"	42.5"
Ground to 1st Step	14"	14"	14"
Step Riser	9.5"	9.5"	9.5"
Step Tread	9.38"	9.38"	9.38"
Step Width	35.75"	35.75"	35.75"
Entry Door Clear Opening w/One Grab Rail	31"	31"	31"
Entry Door Clear Opening w/Two Grab Rails	30"	30"	30"

\*All passenger capacities are references and subject to final weight analysis

**moving forward together.**



# Features + options.



**USB CHARGING PORTS**



**COLE HERSEE SWITCH**



**FIRE SUPPRESSION SYSTEM**



**RED AND WHITE DOT REFLECTIVE CONSPICUITY TAPE**



**FAREBOX OPTION**



**WATCH YOUR STEP RISERS**

## Standard Exterior Feature Highlights

- Fully welded corrosion-preventative coated aluminized steel cage construction with laminated sidewall structure meeting all applicable FMVSS requirements
- "Starview" drivers visibility window in front of entry door
- Electric actuated passenger entry door with full length glass
- 36" wide x 36" high upper double T-Slider tempered safety glass windows with climate control tint
- Black powder coated steel rear bumper
- Rear mud flaps
- Molded wheel flares
- Pre-painted white galvanized steel sidewalls and skirts
- Fiberglass front and rear caps
- One-piece seamless FRP (fiberglass reinforced plastic) roof
- Breakaway rearview mirrors with built-in convex
- Sealed LED stop, tail, and turn signal lights with reverse lights
- Exterior LED front and rear marker lights

## Standard Interior Feature Highlights

- 93" interior width
- 96" exterior width
- 81" interior floor to ceiling height with standard floor
- Black slip resistant Gerflor floor covering
- 5/8" marine tech plywood flooring
- Coved flooring to bottom of seat track
- Gray padded vinyl or cloth interior
- White step nosing at passenger door
- 1.25" left hand vertical passenger assist rail at entry door
- LED entry door step well lights
- LED driver and passenger area lighting
- FlexTech Electrical System
- Backup camera system with 7" monitor/rearview mirror combo
- Non-retractable seat belts

## Popular Option Highlights

- 102" Exterior width
- Stainless steel wheel inserts
- Luggage storage areas (overhead luggage racks with reading lights, interior luggage racks, rear storage area)
- Rear emergency door with window(s)
- Passenger area rear heat and air conditioning
- Passenger grab rails
- Audio and video systems
- Mid back or high back seating
- ADA and FMVSS compliant wheelchair lifts and securement systems
- Fiberglass sidewalls and skirts

© 2023 Forest River Bus, LLC. All information contained on this website is believed to be accurate at the time of publication. However, during the model year, it may be necessary to make revisions, and Forest River Bus reserves the right to make changes without notice, including prices, colors, materials, equipment, and specifications, as well as the addition of new models and the discontinuance of models shown on this website. Therefore, please consult with your Forest River Bus dealer and confirm the existence of any material, design, or specifications before your purchase.



(888) 633-8380 | MODEL1.COM

moving forward together.