



# FOREST RIVER BUS

**GLAVAL BUS** | Entourage



**MODEL 1**  
COMMERCIAL VEHICLES

(888) 633-8380 | [MODEL1.COM](http://MODEL1.COM)

moving forward together.

Functionality + accessibility.



## QUALITY, VERSATILITY AND VALUE

The all new Entourage by Glaval delivers superior quality, versatility and value. Built on Ford's proven F550 chassis and available in both gas and diesel, the Entourage is economical and offers hundreds of custom options from which to choose. When capacity and power are needed, but affordability is a concern, the Entourage is the perfect product at the perfect price. Engineered with your customer's comfort in mind, the Entourage offers impressive styling, numerous configurations and outstanding design. The Entourage has proven itself to be the vehicle of choice for the most demanding of customers. Glaval prides itself with quality fit and finish, along with the flexibility to meet your customer's ever changing needs. If dependability and safety are your top priorities, the new Entourage by Glaval is exactly what you are looking for.

### PASSENGERS



Up to 33

### BUS LENGTH



28' - 32'

### BUS CHASSIS



Ford F550

### WHEELCHAIR



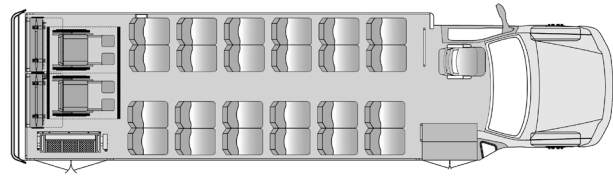
Side Access

moving forward together.

**Versatility + capacity options.**

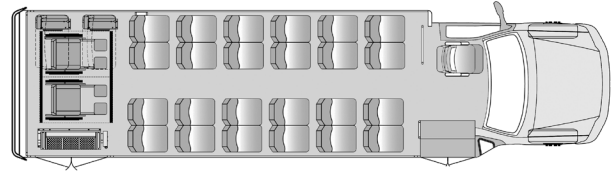
**24**

24 passenger + 2 wheelchair w/  
flip seats + driver



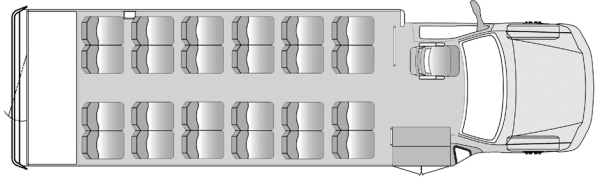
**24**

24 passenger + 2 wheelchair  
w/foldaway seats + driver



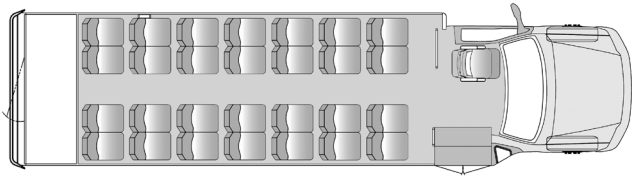
**24**

24 passenger w/rear luggage  
+ driver



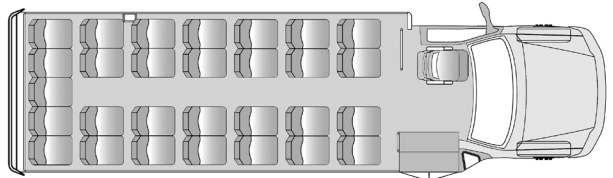
**28**

28 passenger w/rear luggage  
+ driver



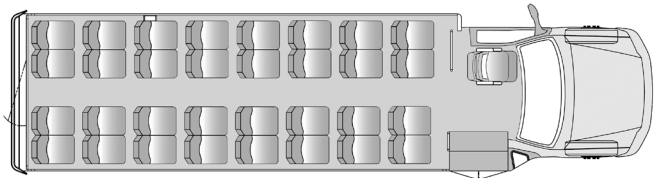
**29**

29 passenger + driver



**32**

32 passenger + driver



**Specifications.**

Length	28'	30'	32'
Wheelbase	205"	217"	238"
Chassis	Ford F550	Ford F550	Ford F550
Engine	7.3L Gas/6.7L Diesel	7.3L Gas/6.7L Diesel	7.3L Gas/6.7L Diesel
GVWR	19,500 lb.	19,500 lb.	19,500 lb.
Passenger Capacity*	25	29	33
Overall Width	96"	96"	96"
Overall Height	123"	123"	123"
Interior Width	93"	93"	93"
Interior Height	78"	78"	78"
Ground to Int. Floor	30.5"	30.5"	30.5"
Ground to 1st Step	10.5"	10.5"	10.5"
Step Riser	10"	10"	10"
Step Tread	11.5"	11.5"	11.5"
Step Width	35.75"	35.75"	35.75"
Entry Door Clear Opening w/One Grab Rail	31"	31"	31"
Entry Door Clear Opening w/Two Grab Rails	30"	30"	30"

\*All passenger capacities are references and subject to final weight analysis

# Features + options.



**USB CHARGING PORTS**



**COLE HERSEE SWITCH**



**FIRE SUPPRESSION SYSTEM**



**RED AND WHITE DOT REFLECTIVE CONSPICUITY TAPE**



**FAREBOX OPTION**



**WATCH YOUR STEP RISERS**

## Standard Exterior Feature Highlights

- Fully welded corrosion-preventative coated aluminized steel cage construction with laminated sidewall structure meeting all applicable FMVSS requirements
- "Starview" drivers visibility window in front of entry door
- Electric actuated passenger entry door with full length glass
- 36" wide x 36" high upper double T-Slider tempered safety glass windows with climate control tint
- Black powder coated steel rear bumper
- Rear mud flaps
- Molded wheel flares with no exposed fasteners
- Pre-painted white galvanized steel sidewalls and skirts
- Fiberglass front and rear caps
- One-piece seamless FRP (fiberglass reinforced plastic) roof
- Breakaway rearview mirrors with built-in convex
- Sealed LED stop, tail, and turn signal lights with reverse lights
- Exterior LED front and rear marker lights

## Standard Interior Feature Highlights

- 93" interior width
- 80" interior floor to ceiling height with standard floor (raised floor is 75")
- Floor and wall seat track for flexible seating
- Black slip resistant Gerflor floor covering
- 5/8" marine tech plywood flooring
- Coved flooring to bottom of seat track
- Gray padded vinyl or cloth interior
- White step nosing at passenger door
- 1.25" left hand vertical passenger assist rail at entry door
- LED entry door step well lights
- LED driver and passenger area lighting
- FlexTech Electrical System
- Backup camera system with 7" monitor/rearview mirror combo
- Non-retractable seat belts

## Popular Option Highlights

- Stainless steel wheel inserts
- Luggage storage areas (overhead luggage racks with reading lights, interior luggage racks, rear storage area)
- Rear emergency door with window(s)
- Passenger area rear heat and air conditioning
- Passenger grab rails
- Audio and video systems
- Mid back or high back seating
- ADA and FMVSS compliant wheel chair lifts and securement systems
- Fiberglass side walls and skirts

© 2023 Forest River Bus, LLC. All information contained on this website is believed to be accurate at the time of publication. However, during the model year, it may be necessary to make revisions, and Forest River Bus reserves the right to make changes without notice, including prices, colors, materials, equipment, and specifications, as well as the addition of new models and the discontinuance of models shown on this website. Therefore, please consult with your Forest River Bus dealer and confirm the existence of any material, design, or specifications before your purchase.



(888) 633-8380 | MODEL1.COM

moving forward together.