



ARBOC SPECIALTY VEHICLES, INC.

EQUESS



*Smart Mobility. Low-floor, purpose-built, lower operating costs –
The Equess by ARBOC is a sophisticated medium-duty bus that
is ready to meet tomorrow's transportation demands today.*

MODEL1.COM | (888) 633-8380

 **MODEL1**
COMMERCIAL VEHICLES®

WHY BUY?

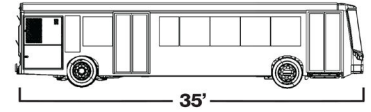
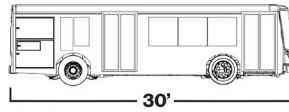
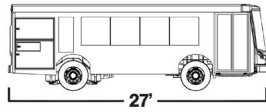
LOW-FLOOR, NO-STEP ENTRY

True flat-floor design with no interior steps ensures fast, safe, and dignified boarding for all passengers – especially ideal for high-turnover shuttle environments.

EQUAL ACCESS FOR EVERYONE

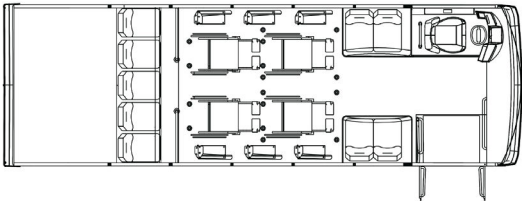
With a 1:6 ramp slope and a 39" entrance door, the Equess exceeds ADA guidelines, offering true equal access for all passengers – including those with mobility devices.

SPECIFICATIONS

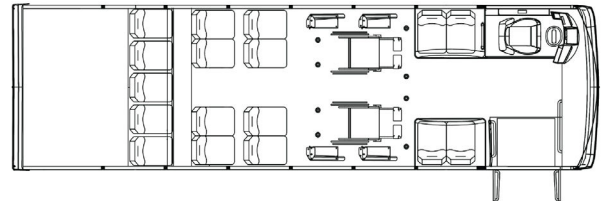


Capacity	Up to 21 (Up to 4 wheelchair)	Up to 25 (Up to 4 wheelchair)	Up to 33 (Up to 6 wheelchair)
Length	28' 5" (8.6 m) Over bumpers	31' (9.4 m) Over bumpers	36' 4" (11 m) Over bumpers
Wheelbase	161" (3.9 m)	196" (4.85 m)	259" (6.45 m)
Step Height	14.5" (368 mm)	14.5" (368 mm)	14.5" (368 mm)
Interior Height <i>(Floor to Ceiling)</i>	84" (2.13 m) Center of bus	84" (2.13 m) Center of bus	84" (2.13 m) Center of bus
Engine	Cummins ISB 6.7L	Cummins ISB 6.7L	Cummins ISB 6.7L
Transmission	Allison B210 Heavy Duty 6 Speed	Allison B210 Heavy Duty 6 Speed	Allison B210 Heavy Duty 6 Speed
Curb Weight <i>(Approximate)</i>	16,800 lbs (7,620 kg)	17,350 lbs (7,869 kg)	18,425 lbs (8,357 kg)
GVWR	29,000 lbs	29,000 lbs	29,000 lbs

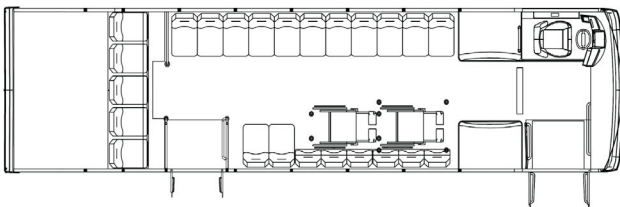
27', 21 PASSENGERS, 4 W/C



30', 25 PASSENGERS, 2 W/C



35', 24 PASSENGERS, 2 W/C



35', 33 PASSENGERS, 6 W/C

