



# GEM<sup>®</sup> The Smart Choice for Local Fleets

GEM sets the standard in low-speed vehicles (LSVs). As the category leader, GEM offers the most complete lineup of purpose-built LSVs designed for safety, efficiency and sustainability in local operations. Each all-electric model is engineered to perform in diverse conditions and commercial applications, helping fleets of all types convert highway vehicles, carts and UTVs to the smarter solution in GEM.




**GEM<sup>®</sup> e2**  
Nimble 2 Passenger Vehicle for People Movement, Patrol, or Management



**GEM<sup>®</sup> e4**  
4 Forward Facing Seats in a Popular Compact Design for People Transport



**GEM<sup>®</sup> e6**  
Only LSV with 6 Forward Facing Seats and Hard Doors for Every Passenger



**GEM<sup>®</sup> WAV**  
ADA Compliant Wheelchair Accessible Vehicle with Modular Seating



**GEM<sup>®</sup> Ambulance**  
Safe, Quick and Reliable Ambulance for Local EMS Response



**GEM<sup>®</sup> eLXD**  
Ultimate Truck or Cargo Van for Maintenance, Delivery and General Utility



**GEM<sup>®</sup> eX**  
Most Versatile Electric Work UTV on the Market, from On-Road to All-Terrain



Engineered with safety features for passengers & pedestrians that exceed low-speed vehicle (LSV) requirements, making GEM the market leader.



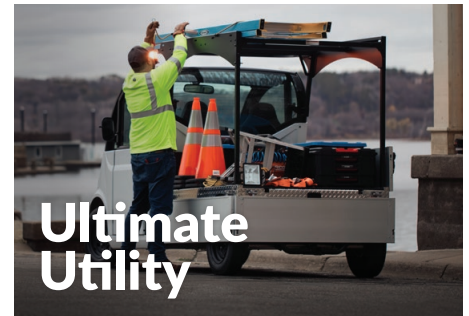
GEM's refined lithium-ion technology is optimized for fleets with low cost-of-ownership, all-weather capability and flexible charging.



Built for all-day work and workers, GEM pairs rugged capability with thoughtful design features that keep operators productive and comfortable.



A smooth, quiet ride with zero emissions, forward bucket seats for all and low speeds with great views to enjoy the experience.



GEM offers a full lineup of utility models and factory options for any job — from on-road to off, and from a flatbed to a dump bed to an enclosed van box.



# Street-Legal Safety

GEM is purpose-built to legally travel on roads with speed limits of 35 mph or less in local areas where safety is the top priority for those inside and outside the vehicle.



Roof Crush Certified

DOT Glass Windshields with Wiper

3-Point Seat Belts

Hill Control & One Pedal Driving

DOT Tires

Pedestrian Noise Emitter

Street Legal on 35 mph Roads in Most States

Reverse Alarm & Backup Camera

LED Lighting & One-Touch Turn Signals

# Reliable Lithium-Ion Power

GEM is engineered with proprietary lithium-ion batteries that are purpose-built for low-speed applications. This results in long-lasting, low cost-of-ownership, zero maintenance and all-weather power that fleets demand. And GEM leads the category in charging flexibility and automotive-like warranties.

## FLEXIBLE CHARGING



120v



240v

Public charging stations J1772



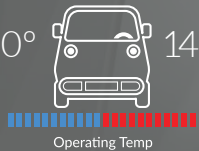
## LOW COST OF OWNERSHIP

\$ . 0 3

Per mile to operate

## ALL-WEATHER OPERATING TEMPS

-20° 140°



Operating Temp

## AUTOMOTIVE-LIKE WARRANTIES

4year

Vehicle Warranty



7year

Battery Warranty



36% More Efficient to Charge vs FLA

Zero Battery Maintenance

3.5X Battery Life vs. AGM

Heated & Insulated Pack

\*Seven-year limited battery warranty features full coverage through four years and pro-rated coverage fifth through seventh years.

# All-Day Operator Comfort

Built for all day work and workers, GEM pairs rugged capability with thoughtful design features that keep operators productive and comfortable.



# Pleasant Rider Experience


GEM is designed to provide the ultimate low-speed passenger experience allowing everyone in the vehicle to feel comfortable, confident and enjoy their surroundings.



# Ultimate Utility Line Up

Designed to replace trucks, vans and UTVs on local roads, GEM offers models and options that are engineered with commercial-grade bed capacity, towing capability and utility for any job.

## GEM eL XD Truck



## GEM eX UTV




## GEM e2, e4, e6, WAV Passenger Vehicles



# Factory Options for Any Job



### EXTERIOR COLOR



**Gloss White** **Gloss Black** **Tidal Blue** **Arctic Frost**  
(N/A on eX, eL XD)

### BUMPERS



**Rugged Bumpers**  
Includes Rear Receiver for Towing

### TIRES & WHEELS



**Premium Wheels**  
16" Sport Wheels & Tread

### ROOF LIGHTING



**Beacon** **Light Bar**  
Both Amber Color and Selectable ON Dash

### SOLAR



**Solar Panels**  
Extends Range up to 30% (N/A on e2)

### BATTERY & CHARGER



**Large Pack & Fast Charger**  
16 kWh Pack and 4 Hour Fast Chargers

### eL XD CARGO OPTIONS:



**Standard Flat Bed** **Fold-Down Box Side** **Tool Chest / Box Sides** **Ladder Rack** **Box Sides / Ladder Rack** **L-Box** **L-Box and Ladder Rack** **Covered Recessed Bed** **Recessed Bed w/ Ramp**

### e2, e4, e6, WAV CARGO OPTIONS



**S-Box Lockable Cargo Box** **Trunkback Lockable Trunk** **S-Bed w/ Sides Utility Box w/ Tailgate**

### CAB



**Doors** Hard, Removable **HVAC** Heat, Defrost, AC **Visors** Driver / Passenger Side **Stereo** 2 or 4-Speaker Stereo **Steering** Tilt Steering & EPS **Panoramic Roof** Transparent Roof (N/A on eX, eL XD) **Premium Seats** Beechwood Pattern (N/A on eX, eL XD)

### BATTERY AND CHARGER SPECS

Configurations	BATTERY					CHARGER		CHARGE COMPATIBILITY		CHARGE TIME	
	Amp Hours	Operating Temps	Battery Maintenance	Battery Life	Battery Warranty	On-Board Charger	Opportunity Charge	GEM Charge Cable	Public Charging or EVSE Cables	15 Amp (120v)	30 Amp (240v/J1772)
8 kWh	163	-20 to 140°F	Maintenance Free	2,000 Cycles	Seven-year / 30,000 mile	1.2 kW	Yes	120V & 240V	J1772	6 hrs	6 hrs
8 kWh w/Fast Charger						2.2 kW					4 hrs
16 kWh	326	-20 to 140°F	Maintenance Free	2,000 Cycles	Seven-year / 30,000 mile	1.2 kW	Yes	120V & 240V	J1772	12 hrs	12 hrs
16 kWh w/Fast Charger						4.4 kW					4 hrs

\*Range based on typical, average use. GEM model, driving style, payload, temperature, grade and terrain will impact range. Charge time compared to standard charger. Vehicle model and charger will impact charge time. \*\*Full four-year warranty with prorated 5th, 6th and 7th years. GEM LSVs comply with NHTSA Low-Speed Vehicles standards and can be operated on streets posted 35 mph or less in most of the United States. Check local laws regarding street use and vehicle equipment requirements. Drivers must be at least 16 years old with a valid driver's license. Driver and passengers should always wear seat belts. Never engage in stunt driving and avoid excessive speeds and sharp turns. Never drink and drive. All pricing, specifications, claims and information contained in this brochure are based on information available at the time of publication and are subject to change without notice. Waev® assumes no responsibility for any inaccuracies, opinions, or omissions in those publications or changes in pricing or specifications. Unless otherwise noted, all trademarks are the property of Waev Inc. ©2025 Waev Inc.

BUILD YOURS AT

GEMCAR.COM

