

GEM[®] e4

Most Refined 4-Passenger LSV

The GEM e4 is an all-electric passenger vehicle on a mission to replace sedans, vans and carts in local fleets that has been proven over millions of miles in high demand shuttle applications. This category leading low-speed vehicle (LSV) is a safer, more cost-effective and more sustainable solution than the alternatives. The e4 is designed to reliably and comfortably move people around campuses, cities, industrial complexes and communities in all-seasons.



Street Legal

Engineered with low-speed vehicle (LSV) features that make GEM the leading LSV on the market.



All Electric

GEM's refined lithium-ion technology is optimized for fleets with low cost-of-ownership, all-weather capability and flexible charging.



Pleasant Experience

A smooth, quiet ride with zero emissions, forward bucket seats for all and low speeds with great views to enjoy the experience.



Pleasant Experience

GEM is designed to provide the ultimate low-speed passenger experience allowing everyone in the vehicle to feel comfortable, confident and enjoy their surroundings.



All-Season Comfort

GEM is not only a pleasant ride in warm weather, but GEM offers features to keep the operator and passengers comfortable in any season.



Street-Legal Safety

GEM is purpose-built to legally travel on roads with speed limits of 35 mph or less in local areas where safety is the top priority for those inside and outside the vehicle.



Roof Crush Certified

DOT Glass Windshields with Wiper

LED Lighting & One-Touch Turn Signals

Hill Control & One Pedal Driving

Pedestrian Noise Emitter

Reverse Alarm & Backup Camera

Street Legal on 35 mph Roads in Most States

3-Point Seat Belts

DOT Tires

Reliable Lithium-Ion Power

GEM is engineered with proprietary lithium-ion batteries that are purpose-built for low-speed applications. This results in long-lasting, low cost-of-ownership, zero maintenance and all-weather power that fleets demand. And GEM leads the category in charging flexibility and automotive-like warranties.

FLEXIBLE CHARGING



120v



240v

Public charging stations J1772



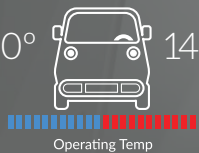
LOW COST OF OWNERSHIP

\$. 0 3

Per mile to operate

ALL-WEATHER OPERATING TEMPS

-20° 140°



Operating Temp

AUTOMOTIVE-LIKE WARRANTIES*


4year

Vehicle Warranty



7year

Battery Warranty



36% More Efficient to Charge vs FLA

Zero Battery Maintenance


3.5X Battery Life vs. AGM

Heated & Insulated Pack

*Seven-year limited battery warranty features full coverage through four years and pro-rated coverage fifth through seventh years.

Factory-Options for Any Job

EXTERIOR COLOR



Gloss White **Gloss Black** **Tidal Blue** **Arctic Frost**

SOLAR




Solar Panels
Extend range up to 30%

ROOF RACK



Roof Rack
Factory Integrated Roof Storage

ROOF LIGHTING



Beacon **Light Bar**
Both amber color and selectable on dash

CAB



Doors Hard, Removable, Roll-Up Windows
HVAC Heat, Defrost, AC (on HVAC model)
Visors Driver and passenger
Stereo Rockford Fosgate 2 or 4-Speaker Stereo
Steering Tilt and Electronic Power Steering
Panoramic Roof Full Transparent Roof Experience
Premium Seats Beechwood Pattern Design

BUMPERS



Rugged Front & Rear Bumpers
Includes rear 1.25" receiver for towing

TIRES & WHEELS



Premium Wheels
16" Sport Wheel & Tread

BATTERY & CHARGER



Large Pack & Fast Chargers
16 kWh Pack (up to 125 mi range) 4 Hour Fast Chargers (available on either pack)

CARGO OPTIONS



S-Box Enclosed & Lockable Cargo Box
Trunkback Enclosed & Lockable Trunk Storage
S-Bed with Sides Utility Box with Tailgate

Specs

VEHICLE SPECS

Motor	6.5 kW / 8.7 HP - 48V AC induction	Rear Bed	Flat bed with two tie down points
Length x Width x Height	135 in (342 cm) x 55.5 in (141 cm) x 73 in (186 cm)	Seating	4 - Adjustable sliding bucket seats
Turning Radius	173 in (439 cm)	Top Speed	25 mph (40 kmh)
Ground Clearance	8 in (20.3 cm)	Safety Features (standard)	Backup camera, reverse alarm, pedestrian noise emitter, lighted FNR switch, turn signals, hazard lights, side and center mounted mirrors, LED headlights and brake lights, dome light, grab handles, windshield wiper, non-slip flooring
Wheelbase	101 in (256.5 cm)	EV Features (standard)	Hill control, selectable one-pedal driving (regen braking), self-cancelling turn signals, auto vehicle shut off with key on in 5 minutes, auto stereo/light/heat/AC shut off with key off after 3 minutes
Front Suspension	MacPherson strut - 5.6 in (14 cm) travel	Vehicle Warranty	Four-year/20,000 mi
Rear Suspension	Trailing arm with 6 in (15 cm) travel	Colors	White, Black, Tidal Blue, Arctic Frost
Wheels/Tires	Standard 13 in DOT-rated 155/80 R13		
Brakes (Front/Rear)	Disk/Hydraulic drum		
Park Brake	Hand-actuated		
Payload Capacity	1,364 lbs (619 kg)		
Towing Capacity	1,100 lb (498 kg)		
Dry Weight	1,135 lbs (515 kg)		
Gross Vehicle Weight	2,500 lbs (1,134 kg)		
Rear Bed Capacity	330 lbs (150 kg)		

BATTERY AND CHARGER SPECS

Configurations	BATTERY						CHARGER		CHARGE COMPATIBILITY		CHARGE TIME	
	Amp Hours	Range	Operating Temps	Battery Maintenance	Battery Life	Battery Warranty	On-Board Charger	Opportunity Charge	GEM Charge Cable	Public Charging or EVSE Cables	15 Amp (120v)	30 Amp (240v/ J1772)
8 kWh	163	41-58 mi (66-93 km)	-20 to 140°F	Maintenance Free	2,000 Cycles	Seven-year / 30,000 mile	1.2 kW	Yes	120V & 240V	J1772	6 hrs	6 hrs
8 kWh w/Fast Charger							2.2 kW					4 hrs
16 kWh	326	83-117 mi (134-188 km)					1.2 kW				12 hrs	12 hrs
16 kWh w/Fast Charger							4.4 kW					4 hrs

*Range based on typical, average use. GEM model, driving style, payload, temperature, grade and terrain will impact range. Charge time compared to standard charger. Vehicle model and charger will impact charge time. **Full four-year warranty with prorated 5th, 6th and 7th years. GEM LSVs comply with NHTSA Low-Speed Vehicles standards and can be operated on streets posted 35 mph or less in most of the United States. Check local laws regarding street use and vehicle equipment requirements. Drivers must be at least 16 years old with a valid driver's license. Driver and passengers should always wear seat belts. Never engage in stunt driving and avoid excessive speeds and sharp turns. Never drink and drive. All pricing, specifications, claims and information contained in this brochure are based on information available at the time of publication and are subject to change without notice. Waev® assumes no responsibility for any inaccuracies, opinions, or omissions in those publications or changes in pricing or specifications. Unless otherwise noted, all trademarks are the property of Waev Inc. ©2025 Waev Inc.

BUILD YOURS AT

GEMCAR.COM/GEM-E4

