

# GEM<sup>®</sup> e6

## Most Refined 6-Passenger LSV

The GEM e6 is an all-electric passenger vehicle on a mission to replace sedans, vans and carts in local fleets and has been proven over millions of miles in high demand shuttle applications. This category leading low-speed vehicle (LSV) is a safer, more cost-effective and more sustainable solution than the alternatives. The e6 is designed to reliably and comfortably move people around campuses, cities, industrial complexes and communities in all-seasons.



### Street Legal

Engineered with low-speed vehicle (LSV) features that make GEM the leading LSV on the market.



### All Electric

GEM's refined lithium-ion technology is optimized for fleets with low cost-of-ownership, all-weather capability and flexible charging.



### Pleasant Experience

A smooth, quiet ride with zero emissions, forward bucket seats for all and low speeds with great views to enjoy the experience.

# Pleasant Experience

GEM is designed to provide the ultimate low-speed passenger experience allowing everyone in the vehicle to feel comfortable, confident and enjoy their surroundings.



Panoramic Roof Option

Adjustable, Forward-Facing, Bolstered Bucket Seats for All

Low-Speed Experience to Take in Environment

Zero Gas Engine Noise

Head & Leg Room for Riders up to 6' 8"


Zero Tailpipe Emissions to Breathe In

Individual Entry Point For Every Passenger

Long Wheelbase and Optimized Acceleration for a Smooth Ride

# All-Season Comfort

GEM is not only a pleasant ride in warm weather, but GEM offers features to keep the operator and passengers comfortable in any season.



Automotive-Grade Windshields with Wiper

Optional Heat, Defrost and AC

Optional Removable Hard Doors with Roll-Down Windows

# Street-Legal Safety

GEM is purpose-built to legally travel on roads with speed limits of 35 mph or less in local areas where safety is the top priority for those inside and outside the vehicle.



# Reliable Lithium-Ion Power

GEM is engineered with proprietary lithium-ion batteries that are purpose-built for low-speed applications. This results in long-lasting, low cost-of-ownership, zero maintenance and all-weather power that fleets demand. And GEM leads the category in charging flexibility and automotive-like warranties.

**FLEXIBLE CHARGING**

120v

240v

Public charging stations J1772

**LOW COST OF OWNERSHIP**

\$

.

0

3

Per mile to operate

**ALL-WEATHER OPERATING TEMPS**

-20° 140°

Operating Temp

**AUTOMOTIVE-LIKE WARRANTIES**

4year

Vehicle Warranty

7year

Battery Warranty

WAEV

8 kW

36% More Efficient to Charge vs FLA

Zero Battery Maintenance


3.5X Battery Life vs. AGM

Heated & Insulated Pack

\*Seven-year limited battery warranty features full coverage through four years and pro-rated coverage fifth through seventh years.


# Factory-Options for Any Job

## EXTERIOR COLOR



**Gloss White**   **Gloss Black**   **Tidal Blue**   **Arctic Frost**

## BATTERY & CHARGER




**Large Pack & Fast Chargers**  
16 kWh Pack (up to 125 mi range) 4 Hour Fast Chargers (available on either pack)

## SOLAR



**Solar Panels**  
Extend range up to 30%

## ROOF LIGHTING



**Beacon**   **Light Bar**  
Both amber color and selectable on dash

## CAB



**Doors** Hard, Removable, Roll-Up Windows   **HVAC** Heat, Defrost, AC (on HVAC model)   **Visors** Driver and passenger   **Stereo** Rockford Fosgate 2 or 4-Speaker Stereo   **Steering** Tilt and Electronic Power Steering   **Panoramic Roof** Full Transparent Roof Experience   **Premium Seats** Beechwood Pattern Design

## BUMPERS



**Rugged Front & Rear Bumpers**  
Includes rear 1.25" receiver for towing

## TIRES & WHEELS



**Premium Wheels**  
16" Sport Wheel & Tread

## CARGO OPTIONS



**S-Box**  
Enclosed & Lockable Cargo Box



**Trunkback**  
Enclosed & Lockable Trunk Storage



**S-Bed with Sides**  
Utility Box with Tailgate

# Specs

## VEHICLE SPECS

<b>Motor</b>	6.5 kW / 8.7 HP - 48V AC induction	<b>Rear Bed</b>	Flat bed with two tie down points
<b>Length x Width x Height</b>	167 in (424 cm) x 55.5 in (141 cm) x 73 in (186 cm)	<b>Seating</b>	6 - Adjustable sliding bucket seats
<b>Turning Radius</b>	220 in (559 cm)	<b>Top Speed</b>	25 mph (40 kmh)
<b>Ground Clearance</b>	8 in (20.3 cm)	<b>Safety Features (standard)</b>	Backup camera, reverse alarm, pedestrian noise emitter, lighted FNR switch, turn signals, hazard lights, side and center mounted mirrors, LED headlights and brake lights, dome light, grab handles, windshield wiper, non-slip flooring
<b>Wheelbase</b>	134 in (340.4 cm)		
<b>Front Suspension</b>	MacPherson strut - 5.6 in (14 cm) travel	<b>EV Features (standard)</b>	Hill control, selectable one-pedal driving (regen braking), self-cancelling turn signals, auto vehicle shut off with key on in 5 minutes, auto stereo/light/heat/AC shut off with key off after 3 minutes
<b>Rear Suspension</b>	Trailing arm with 6 in (15 cm) travel		
<b>Wheels/Tires</b>	Standard 13 in DOT-rated 155/80 R13	<b>Vehicle Warranty</b>	Four-year/20,000 mi
<b>Brakes (Front/Rear)</b>	Disk/Hydraulic drum	<b>Colors</b>	White, Black, Tidal Blue, Arctic Frost
<b>Park Brake</b>	Hand-actuated		
<b>Payload Capacity</b>	1,518 lbs (689 kg)		
<b>Towing Capacity</b>	1,100 lb (498 kg)		
<b>Dry Weight</b>	1,481 lbs (672 kg)		
<b>Gross Vehicle Weight</b>	3,000 lbs (1,361 kg)		
<b>Rear Bed Capacity</b>	330 lbs (150 kg)		

## BATTERY AND CHARGER SPECS

Configurations	BATTERY						CHARGER		CHARGE COMPATIBILITY		CHARGE TIME	
	Amp Hours	Range	Operating Temps	Battery Maintenance	Battery Life	Battery Warranty	On-Board Charger	Opportunity Charge	GEM Charge Cable	Public Charging or EVSE Cables	15 Amp (120v)	30 Amp (240v/ J1772)
8 kWh	163	30-43 mi (48-69 km)	-20 to 140°F	Maintenance Free	2,000 Cycles	Seven-year / 30,000 mile	1.2 kW	Yes	120V & 240V	J1772	6 hrs	6 hrs
8 kWh w/Fast Charger							2.2 kW					4 hrs
16 kWh	326	61-86 mi (98-138 km)					1.2 kW				12 hrs	12 hrs
16 kWh w/Fast Charger							4.4 kW					4 hrs

\*Range based on typical, average use. GEM model, driving style, payload, temperature, grade and terrain will impact range. Charge time compared to standard charger. Vehicle model and charger will impact charge time. \*\*Full four-year warranty with prorated 5th, 6th and 7th years. GEM LSVs comply with NHTSA Low-Speed Vehicles standards and can be operated on streets posted 35 mph or less in most of the United States. Check local laws regarding street use and vehicle equipment requirements. Drivers must be at least 16 years old with a valid driver's license. Driver and passengers should always wear seat belts. Never engage in stunt driving and avoid excessive speeds and sharp turns. Never drink and drive. All pricing, specifications, claims and information contained in this brochure are based on information available at the time of publication and are subject to change without notice. Waev® assumes no responsibility for any inaccuracies, opinions, or omissions in those publications or changes in pricing or specifications. Unless otherwise noted, all trademarks are the property of Waev Inc. ©2025 Waev Inc.

BUILD YOURS AT

[GEMCAR.COM/GEM-E6](https://GEMCAR.COM/GEM-E6)

