

GEM® eX Most Versatile Electric Commercial UTV

The GEM eX — a category-creator of street-legal electric utility that doesn't just meet the demands of the job, it exceeds them in every way. On the job site, it packs plenty of grit — built to take on heavy work and tough terrain without compromise. On the street, it's legal on local roads — delivering confident and compliant mobility between destinations. Inside, the spacious and comfortable cab keeps you at your best in every season. And with no fuel and zero emissions, it works just as hard for your budget and the environment as it does for you. From rugged off-road tasks to nimble work in urban spaces, the GEM eX attacks any task in any terrain or in any season. It just works.



All Terrain

Designed to safely deliver the mobility that commercial applications need in a trusted GEM.



Street Legal

Engineered with low-speed vehicle (LSV) features that make GEM the leading LSV on the market.



All Electric

GEM's refined lithium-ion technology is optimized for low-speed, all-weather & demanding fleet use.

On-Road to All-Terrain

The eX is engineered for ultimate versatility. Safely and legally operate on-road under the federally classified Low-Speed Vehicle (LSV) category or work off the road with UTV all-terrain capability.



Heavy-Duty Utility

The eX's versatility extends beyond where it can operate to the type of jobs it can do. Its rugged utilitarian features are designed to meet the demands of many types of fleet customers who perform a wide variety of tasks.



All-Day Operator Comfort

Built for the all day work and the workers, the GEM eX pairs all this rugged capability with thoughtful design features that keep operators productive and comfortable.



Windshields & roof standard

Optional removable hard doors with roll-down windows

Optional Heat, Defrost and AC

Head and Leg Room for Operators up to 6' 8"



Adjustable bucket seats and Optional tilt steering

Low Bed Height

Low Step Height

Reliable Lithium-Ion Power

GEM is engineered with proprietary lithium-ion batteries that are purpose-built for low-speed applications. This results in long-lasting, low cost-of-ownership, zero maintenance and all-weather power that fleets demand. And GEM leads the category in charging flexibility and automotive-like warranties.

FLEXIBLE CHARGING

120v

240v

Public charging stations J1772

LOW COST OF OWNERSHIP

Per mile to operate

ALL-WEATHER OPERATING TEMPS

-20° 140°

Operating Temp

AUTOMOTIVE-LIKE WARRANTIES*

4year

Vehicle Warranty

7year

Battery Warranty

36% More Efficient to Charge vs FLA

Zero Battery Maintenance


3.5X Battery Life vs. AGM

Heated & Insulated Pack

*Seven-year limited battery warranty features full coverage through four years and pro-rated coverage fifth through seventh years.


Options

EXTERIOR COLOR




Gloss White **Matte Gray**

BATTERY & CHARGER



Large Pack & Fast Chargers
16 kWh Pack (up to 85 mi range) 4 Hour Fast Chargers (available on either pack)

ROOF LIGHTING



Beacon **Light Bar**
Both amber color and selectable on dash

TIRES



Street **All-Terrain** **Winter**
155/80 R13 165/80 R13 175/70 R13

BOX



Electric Assist Lift

CAB



Doors
Hard, Removable, Roll-Up Windows



HVAC
Heat, Defrost, AC (on HVAC model)



Visors
Driver and passenger



Stereo
Rockford Fosgate 2-Speaker Stereo



Steering
Tilt and Electronic Power Steering



Seat Belts
High Vis Orange Seat Belts

CARGO



Heachache Rack
Rear Windshield Protection

Specs

VEHICLE SPECS

Motor	6.5 kW / 8.7 HP - 48V AC Induction	Gross Vehicle Weight	3,000 lb (1,361 kg)
Drive	Rear-wheel drive with limited slip rear differential	Rear Bed Capacity	1,250 lb (567 kg)
Length x Width x Height	118 in (300 cm) x 55.5 in (141 cm) x 73 in (185 cm)	Rear Bed Dimensions	40 in (102 cm) x 49 in (124 cm) x 12 in (30 cm)
Turning Radius	167 in (424 cm)	Rear Bed	Composite with aluminum L track side rails and gas assisted lift
Ground Clearance	9.5 in (24 cm)	Seating	2 - Adjustable sliding bucket seats
Wheelbase	86 in (218 cm)	Top Speed	25 mph (40 kmh)
Front Suspension	MacPherson Strut - 5.6 in (14 cm) travel	Safety Features (standard)	Backup camera, reverse alarm, pedestrian noise emitter, lighted FNR switch, turn signals, hazard lights, side and center mounted mirrors, LED headlights and brake lights, dome light, grab handles, windshield wiper, non-slip flooring
Rear Suspension	Trailing arm with 6.5 in (15 cm) travel	EV Features (standard)	Hill control, selectable one-pedal driving (regen braking), self-cancelling turn signals, auto vehicle shut off with key on in 5 minutes, auto stereo/light/heat/AC shut off with key off after 3 minutes
Wheels	13 X 4.5 steel	Vehicle Warranty	Four-year/20,000 mi
Tires	DOT Street 155/80 R13	Colors	White, Gray
Brakes	Four-wheel hydraulic disc		
Park Brake	Hand-Actuated		
Payload Capacity	1,450 lb (658 kg)		
Towing Capacity	1,250 lb (567 kg)		
Dry Weight	1,550 lb (703 kg)		

BATTERY AND CHARGER SPECS

Configurations	BATTERY						CHARGER		CHARGE COMPATIBILITY		CHARGE TIME	
	Amp Hours	Range	Operating Temps	Battery Maintenance	Battery Life	Battery Warranty	On-Board Charger	Opportunity Charge	GEM Charge Cable	Public Charging or EVSE Cables	15 Amp (120v)	30 Amp (240v/ J1772)
8 kWh	163	28-43 mi (45-69 km)	-20 to 140°F	Maintenance Free	2,000 Cycles	Seven-year / 30,000 mile	1.2 kW	Yes	120V & 240V	J1772	6 hrs	6 hrs
8 kWh w/Fast Charger							2.2 kW					4 hrs
16 kWh							1.2 kW					12 hrs
16 kWh w/Fast Charger	326	76-85 mi (122-137 km)					4.4 kW				4 hrs	

*Range based on typical, average use. GEM model, driving style, payload, temperature, grade and terrain will impact range. Charge time compared to standard charger. Vehicle model and charger will impact charge time. **Full four-year warranty with prorated 5th, 6th, and 7th years. GEM LSVs comply with NHTSA Low-Speed Vehicles standards and can be operated on streets posted 35 mph or less in most of the United States. Check local laws regarding street use and vehicle equipment requirements. Drivers must be at least 16 years old with a valid driver's license. Driver and passengers should always wear seat belts. Never engage in stunt driving, and avoid excessive speeds and sharp turns. Never drink and drive. All pricing, specifications, claims, and information contained in this brochure are based on information available at the time of publication and are subject to change without notice. Waev® assumes no responsibility for any inaccuracies, opinions, or omissions in those publications or changes in pricing or specifications. Unless otherwise noted, all trademarks are the property of Waev Inc. ©2025 Waev Inc.

LEARN MORE AT

GEMCAR.COM

